

GE Healthcare

# Transducer Guide

LOGIQ Series













## LOGIQ E9 Series

With LOGIQ\* E9 E-Series transducers, you now have the power to acquire extraordinary images with transducer technology that helps maximize penetration without sacrificing resolution. And with a comprehensive selection of transducers you now have tools that enable you to do the things you've never imagined ultrasound could do.







LOGIQ E9





Transducer	Code	Description	Applications	FOV	Bandwidth	Biopsy Guide	Volume Navigation
	S1-5	Broad-spectrum sector transducer	Abdominal, Abdominal Vascular, Obstetrics, Gynecology	90°	1-6 MHz	Multi-angle, disposable with a reusable bracket	Yes
	S4-10	Broad-spectrum sector transducer	Neonatal, Pediatrics	90°	3-9 MHz	No	Yes
	M5S-D	Broad-spectrum sector matrix array transducer	Cardiac Transcranial, Coronary, Stress, LVO, Contrast	120°	1-5 MHz	No	Yes
	6S-D	Broad-spectrum sector transducer	Adult Cardiac, Pediatric Cardiac	90°	2-8 MHz	No	No

Transducer	Code	Description	Applications	FOV	Bandwidth	Biopsy Guide	Volume Navigation
	C1-5-D	Broad-spectrum convex transducer	Abdominal, Obstetrics, Gynecology, Urology, Vascular	70°	1-6 MHz	Multi-angle, disposable with a reusable bracket	Yes
	M6C-D	Broad-spectrum convex matrix array transducer	Abdominal, Obstetrics, Gynecology, Pediatrics	55°	2-7 MHz	Multi-angle, disposable with a reusable bracket	No
	IC5-9-D	Broad-spectrum micro-convex intracavitary transducer	Obstetrics, Gynecology, Urology	145°	3-10 MHz	Single-angle, disposable with a reusable bracket	Yes
	3CRF	Broad-spectrum micro-convex biopsy transducer	Abdomen	80°	1-6 MHz	Single-angle, disposable with a reusable bracket	Yes

Convex





Micro-convex

Transducer	Code	Description	Applications	FOV	Bandwidth	Biopsy Guide	Volume Navigation
	9L-D	Broad-spectrum linear transducer	Vascular, Small Parts, Pediatric, Abdominal	44 mm	2-8 MHz	Multi-angle, disposable with a reusable bracket	Yes
	11L-D	Broad-spectrum linear transducer	Vascular, Small Parts, Neonatal, Pediatrics	38 mm	3-11 MHz	Multi-angle, disposable with a reusable bracket	No
	ML6-15-D	Broad-spectrum linear matrix array transducer	Vascular, Small Parts, Neonatal, Pediatrics	50 mm	4-15 MHz	Multi-angle, disposable with a reusable bracket	Yes
	L8-18i-D	Broad-spectrum linear transducer	Small Parts, Vascular	25 mm	4-15 MHz	No	Yes

Transducer	Code	Description	Applications	FOV	Bandwidth	Biopsy Guide	Volume Navigation
	RIC5-9-D	Multi-frequency real-time 4D micro-convex transducer	Obstetrics, Gynecology, Urology	145°	3-10 MHz	Single-angle, reusable	No
	RNA5-9-D	Multi-frequency real-time 4D micro-convex transducer	Neonatal, Pediatrics	115°	3-10 MHz	Single-angle, disposable with a reusable bracket or singleangle, reusable	No
	RAB2-5-D	Multi-frequency real-time 4D transducer	Abdominal, Obstetrics, Gynecology	85°	1-5 MHz	Single-angle, disposable with a reusable bracket or singleangle, reusable	No
	RAB4-8-D	Convex volume transducer	Abdominal, Obstetrics, Gynecology, Pediatrics	90°	90° 2-8 MHz	Single-angle, disposable with a reusable bracket or singleangle, reusable	No

Real-time  
4D

Specialty





Transducer	Code	Description	Applications	FOV	Bandwidth	Biopsy Guide	Volume Navigation
	RSP6-16-D	Multi-frequency real-time 4D linear transducer	Small Parts, Peripherals, Vascular, Pediatrics	38 mm	6-18 MHz	No	No
	P2D	CW split crystal pencil transducer	Cardiac		2.0 MHz	No	No
	P6D	CW split crystal pencil transducer	Cardiac		6.3 MHz	No	No
	6TC	TEE transducer	Cardiac	90°	2-8 MHz	No	No














## LOGIQ E Series

The LOGIQ\* e features a wide range of applications that increase your system's versatility across general imaging, anesthesia, musculoskeletal, interventional, emergency and critical care. The transducers feature a ComfortScan design that maximizes ease of use, ergonomics and patient comfort. A lightweight transducer cable minimizes strain, to better facilitate transducer placement.

Transducer	Code	Description	Applications	Footprint	Bandwidth	Biopsy Guide
	8L-RS	Wide-band linear array	Peripheral vascular, small parts	14.2 x 47 mm	4.0–12.0 MHz Imaging Frequency	Multi angle
	9L-RS	Wide-band linear array	Peripheral vascular, vascular access, musculoskeletal	14.1 x 53 mm	3.33–10.0 MHz Imaging Frequency	Multi angle
	12L-RS	Wide-band linear array	Peripheral vascular, small parts, musculoskeletal, nerve blocks, superficial thoracic / pleural, needle guidance	12.7 x 47.1 mm	5.0–13.0 MHz Imaging Frequency	Multi angle out-of-plane
	16L-RS	Wide-band high-frequency linear array	Peripheral vascular, small parts, musculoskeletal, nerve blocks, superficial	12.7 x 43.4 mm	8.0–16.0 MHz Imaging Frequency	Not available

Transducer	Code	Description	Applications	Footprint	Bandwidth	Biopsy Guide
	i12L-RS	Wide-band linear array	Intraoperative, vascular, musculoskeletal, nerve block, small parts, pediatrics	12.2 x 32 mm	4.0–10.0 MHz Imaging Frequency	Not available
	3S-RS	Wide-band phased array	Adult and pediatric cardiac, abdomen, OB/GYN, thoracic/pleural	19.3 x 27.6 mm	1.7–4.0 MHz Imaging Frequency	Multi angle
	6S-RS	Wide-band phased array	Pediatric, cardiac, abdomen, GYN	16.8 x 23.5 mm	2.5–7.0 MHz Imaging Frequency	Not available
	4C-RS	Wide-band convex array	Abdomen, OB/GYN, hip, spine, bladder, conventional musculoskeletal	18.3 x 66.2 mm	2.0–5.5 MHz Imaging Frequency	Multi angle

Transducer	Code	Description	Applications	Footprint	Bandwidth	Biopsy Guide
	8C-RS	Wide-band microconvex array	Intraoperative, pediatric abdomen, neonatal cephalic, small parts	12 x 22 mm	4.0–10.0 MHz Imaging Frequency	Not available
	E8C-RS	Wide-band microconvex array	Intercavitary probe, i.e. transvaginal and transrectal exams	16.9 x 21.2 mm	4.0–10.0 MHz Imaging Frequency	Fixed angle
	6Tc-RS	TEE	Cardiac	L45 x W14 (x H12.5) mm	2.9–8.0 MHz Imaging Frequency	Not available
	i739L-RS	Wide-band linear array	Interoperative, vascular, small parts	14 x 48 mm	3.5–10.0 MHz Imaging Frequency	Not available
	T739L-RS	Wide-band linear array	Vascular, interoperative, small parts	14 x 48 mm	3.5–10.0 MHz Imaging Frequency	Not available










## LOGIQ P Series





GE Healthcare offers a wide variety of high bandwidth, ergonomic transducers for a broad range of clinical applications – empowering you to easily make the most of the advanced technology on your LOGIQ® P-Series ultrasound system.

Every design decision is made with patient and user comfort in mind, to help reduce stress without compromising diagnostic performance. Our family of transducers helps deliver outstanding image capability with ergonomic benefits. The innovative broadband technology provides deep penetration and excellent resolution without the need to change transducers during the exam. These transducers can be used across multiple platforms, helping you achieve diagnostic confidence on a variety of the LOGIQ console ultrasound systems.





Choose from these transducers to meet your clinical needs.




	Transducer	Code	Applications	Footprint	Bandwidth	Biopsy Guide	Availability
Convex		3.8CA H47032LY	Abdomen, OB/GYN, Urology	17 x 65 mm	2.5-5 MHz	Multi-angle, reusable, disposable	P3
		4C H4904PC	Abdomen, OB/GYN, Urology, Vascular	18 x 66 mm	1.6-4.6 MHz	Multi-angle, reusable	P3, P5, P6 Pro, P6
		5CS H4001DC	Abdomen, OB/GYN, Urology, Vascular	18 x 66 mm	2-5 MHz	Multi-angle, reusable	P3, P5, P6 Pro, P6
Micro - convex		8C H40412LJ	Neonatal, Pediatrics	22 x 12 mm	4-11 MHz	N/A	P3, P5, P6 Pro, P6






Transducer	Code	Applications	Footprint	Bandwidth	Biopsy Guide	Availability
	E8C H40412LE	OB/GYN, Urology, Endocavitary	21 x 17 mm	4-11 MHz	Single-angle, reusable, disposable	P3, P5, P6 Pro, P6
	E8CS H44801HR	OB/GYN, Urology, Endocavitary	14 x 19 mm	4-10 MHz	Single-angle, reusable, disposable	P3, P5, P6 Pro, P6
	7.5L H47032LZ	Vascular, Small Parts, Neonatal, Pediatrics	9 x 44 mm	4.8 - 9.5 MHz	Multi-angle, reusable	P3
	8L H4001DB	Abdomen, Vascular, Small Parts	14 x 47 mm	3.4-9.9 MHz	Multi-angle, reusable	P3, P5, P6 Pro, P6

Transducer	Code	Applications	Footprint	Bandwidth	Biopsy Guide	Availability
	9L H40412LT	Abdomen, Vascular, Small Parts, Neonatal, Pediatrics, OB/GYN	14 x 53 mm	2.7-7.8 MHz	Multi-angle, reusable	P5, P6 Pro, P6
	11L H40412LY	Abdomen, Vascular, Small Parts, Neonatal, Pediatrics	13 x 47 mm	3.4-10.8 MHz	Multi-angle, reusable	P3, P5, P6 Pro, P6
	ML6-15 H40452LY	Vascular, Small Parts, Neonatal, Pediatrics	16 x 61 mm	5-13 MHz	Multi-angle, reusable	P6
	4D3C-L H44801G	Abdomen, OB/GYN	39 x 64 mm	2.2-4.1 MHz	Single-angle, reusable	P5, P6 Pro, P6



Transducer	Code	Applications	Footprint	Bandwidth	Biopsy Guide	Availability
	4D5C-L H44801HT	Abdomen, OB/GYN	38 x 64 mm	3-5.8 MHz	Single-angle, reusable	P6 Pro, P6
	4DE7C H44801GA	OB/GYN, Urology, Endocavitary	22 x 23 mm	4-9 MHz	Single-angle, reusable	P5, P6 Pro, P6
	4D8C H44801GZ	Neonatal, Pediatrics	23 x 27 mm	4-9 MHz	Single-angle, reusable	P5, P6 Pro, P6
	3S H4701SZ	Cardiac, Transcranial, Abdomen	19 x 28 mm	1.3-3.2 MHz	Multi-angle, reusable	P3, P5, P6 Pro, P6

Transducer	Code	Applications	Footprint	Bandwidth	Biopsy Guide	Availability
	5S H40422LA	Cardiac, Transcranial, Abdomen	19 x 28 mm	2.2-5.3 MHz	Multi-angle, reusable	P5, P6 Pro, P6
	6S H47082LR	Pediatric Cardiac	17 x 23 mm	2-8 MHz	N/A	P3
	7S H40422LB	Cardiac, Pediatrics, Abdomen	17 x 24 mm	3-8 MHz	N/A	P5, P6 Pro, P6
	3SP H46222LE	Cardiac, Transcranial, Abdomen	14 x 16 mm	1.5-5 MHz	Multi-angle, reusable	P5, P6 Pro, P6





Transducer	Code	Applications	Footprint	Bandwidth	Biopsy Guide	Availability
	5SP H46222LF	Cardiac, Transcranial, Abdomen	10 x 10 mm	2-8 MHz	Multi-angle, reusable	P5, P6 Pro, P6
	BE9CS H40452LF	Urology, Endocavitary	19 x 22 mm	4-11 MHz	Single-angle, reusable, disposable	P5, P6 Pro, P6
	i739 H40212LF	Intraoperative, Small Parts, Vascular	14 x 48 mm	4-9 MHz	N/A	P5, P6 Pro, P6
	t739 H40212LM	Intraoperative, Small Parts, Vascular	14 x 48 mm	4-9 MHz	Multi-angle, reusable	P3, P5, P6 Pro, P6
	P2D H4830JE	Cardiac, Pediatrics	diameter 17 mm	2 MHz	N/A	P5, P6 Pro, P6





Transducer	Code	Applications	Footprint	Bandwidth	Biopsy Guide	Availability
	P6D H4830JG	Cardiac, Pediatrics, Vascular	diameter 9 mm	5 MHz	N/A	P5, P6 Pro, P6
	ERB H45202ER	Urology, Transrectal	diameter 20 mm	Linear: 5.2- 7.8 MHz Convex: 5.2 - 7.8 MHz	Brachytherapy grid, bridge guide biopsy	P5, P6 Pro, P6
	6Tc H45551ZD	Cardiac, Adult TEE	N/A	3-6 MHz	N/A	P6



## LOGIQ S8 Series



LOGIQ\* S8 transducers help you achieve superb image quality on every exam. This collection of transducers provides extensive flexibility across a broad range of applications. With advanced engineered LOGIQ transducers, you can feel assured you have the technology to provide excellent patient care.

	Transducer	Code	Applications	Footprint	Bandwidth	Biopsy Guide	Availability
Sector		S4-10-D	Broad-spectrum sector transducer	Neonatal, Pediatrics	90°	3-9 MHz	No
		M5S-D	Broad-spectrum sector matrix array transducer	Cardiac, Transcranial, Stress	120°	1-5 MHz	No
Convex		C1-5-D	Broad-spectrum convex transducer	Abdominal, Obstetrics, Gynecology, Urology, Vascular	70°	1-6 MHz	Multi-angle, disposable with a reusable bracket
		IC5-9-D	Broad-spectrum microconvex intra-cavitary transducer	Obstetrics, Gynecology, Urology	145°	3-10 MHz	Single-angle, disposable with a reusable bracket

Transducer	Code	Applications	Footprint	Bandwidth	Biopsy Guide	Availability
	3CRF-D	Broad-spectrum microconvex biopsy transducer	Abdomen	80°	1-6 MHz	Single-angle, disposable with a reusable bracket; Multi-angle with a reusable bracket
	9L-D	Broad-spectrum linear transducer	Vascular, Small Parts, Pediatric, Abdominal	44 mm	2-8 MHz	Multi-angle, disposable with a reusable bracket
	ML6-15-D	Broad-spectrum linear matrix array transducer	Vascular, Small Parts, Neonatal, Pediatrics	50 mm	4-15 MHz	Multi-angle, disposable with a reusable bracket
	L8-18i-D	Broad-spectrum linear transducer	Small Parts, Vascular, Interoperative	25 mm	4-15 MHz	No

Linear

Specialty

Transducer	Code	Applications	Footprint	Bandwidth	Biopsy Guide	Availability
	P2D	CW split crystal pencil transducert	Cardiac, Vascular		2.0 MHz	No
	P6D	CW split crystal pencil transducer	Cardiac, Vascular		6.3 MHz	No



## LOGIQ 9, 7 & S6 Series

Leading edge innovation is our design promise.





GE Healthcare offers ultrasound transducers for a broad variety of applications – empowering you to easily make the most of the breakthrough technology available on your LOGIQ® 9, LOGIQ 7, or LOGIQ S6 ultrasound system. Every design decision is made with patient and user comfort in mind, to reduce stress without compromising diagnostic performance.





Matrix array transducers allow you to achieve uniform resolution throughout the field of view, which diminishes compromises needed between penetration and resolution. With GE's 4D capability, we provide the most advanced 4D transducers to make volumetric imaging easy with lightweight ergonomic transducers. And with the introduction of the lightweight 4C and 9L probes, 2D probe design has been taken to the next level of ergonomics.





Choose from these transducers to meet your clinical needs.












LOGIQ 9, 7 & S6






Transducer	Code	Applications	Footprint	Bandwidth	FOV	Biopsy Guide	Availability
	4D16L	Small Parts, Peripheral Vascular, Pediatrics, Musculoskeletal	50 x 58 mm	4.5 - 16.0 MHz	37.4 mm Volume: 37.4 mm x 29°	n/a	LOGIQ 9
	4D10L	Small Parts, Peripheral Vascular, Pediatrics	50 x 58 mm	3.5 - 11.0 MHz	37.4 mm Volume: 37.4 mm x 29°	Single angle reusable*	LOGIQ 9, LOGIQ 7, LOGIQ S6
	4D3C	Abdomen, OB/GYN	53 x 41 mm	2.0 - 5.0 MHz	68° Volume: 85° x 80°	Single angle reusable*	LOGIQ 9, LOGIQ 7, LOGIQ S6
	4D8C	Neonatal, Pediatrics	32 x 29 mm	3.5 - 9.0 MHz	120° Volume: 120° x 90°	n/a	LOGIQ 9

Transducer	Code	Applications	Footprint	Bandwidth	FOV	Biopsy Guide	Availability
	4DE7C	OB/GYN, Urology	32 x 27 mm	3.5 - 10.0 MHz	116° Volume: 146° x 90°	n/a	LOGIQ 9 LOGIQ 7
	M7C (Matrix)	Abdomen, OB/GYN, Pediatrics	58 x 18 mm	2.5 - 8.0 MHz	62°	Multi angle reusable	LOGIQ 9, LOGIQ 7, LOGIQ S6
	4C	Abdomen, OB/GYN, Vascular, Urology	61 x 17 mm	1.5 - 4.5 MHz	58°	Multi angle reusable	LOGIQ 9, LOGIQ 7, LOGIQ S6
	3.5C	Abdomen, OB/GYN, Vascular, Urology	52 x 17 mm	2.0 - 5.0 MHz	68°	Single angle reusable	LOGIQ 9, LOGIQ 7, LOGIQ S6

Transducer	Code	Applications	Footprint	Bandwidth	FOV	Biopsy Guide	Availability
	8C	Pediatric, Neonatal	30 x 9 mm	3.5 - 11.5 MHz	133°	n/a	LOGIQ 9, LOGIQ 7, LOGIQ S6
	E8C	OB/GYN, Urology	30 x 9 mm	3.5 - 11.5 MHz	133°	Single angle, disposable, reusable	LOGIQ 9, LOGIQ 7, LOGIQ S6
	M3S (Matrix)	Cardiac, Transcranial, Abdomen	24 x 17 mm	1.5 - 4.0 MHz	90°	Multi angle reusable	LOGIQ 7, LOGIQ S6
	3S	Cardiac, Abdomen, Transcranial	21 x 15mm	1.5 - 3.5 MHz	90°	Multi angle reusable*	LOGIQ 9, LOGIQ 7, LOGIQ S6

Transducer	Code	Applications	Footprint	Bandwidth	FOV	Biopsy Guide	Availability
	4S	Abdomen, OB/GYN, Transcranial,	32 x 18 mm	1.5 - 5.0 MHz	90°	Multi angle reusable	LOGIQ 9
	7S	Cardiac, Abdomen	18 x 12 mm	3.0 - 9.0 MHz	90°	n/a	LOGIQ 7, LOGIQ S6
	10S	Small Parts, Abdomen, Neonatal, Pediatrics	14 x 10 mm	4.0 - 10.5 MHz	90°	n/a	LOGIQ 9, LOGIQ 7, LOGIQ S6
	M12L (Matrix)	Small Parts, Vascular, Neonatal, Pediatrics	45 x 10 mm	5.0 - 13.0 MHz	39 mm	Multi angle reusable	LOGIQ 9, LOGIQ 7, LOGIQ S6

Transducer	Code	Applications	Footprint	Bandwidth	FOV	Biopsy Guide	Availability
	9L	Small Parts, Vascular, Pediatric	49 x 9.0 mm	2.5 - 8.0 MHz	44 mm	Multi angle reusable	LOGIQ 9 LOGIQ 7
	7L	Small Parts, Vascular, Pediatric	53 x 11 mm	2.5 - 7.0 MHz	46 mm	Multi angle reusable	LOGIQ 9, LOGIQ 7, LOGIQ S6
	10L	Small Parts, Vascular, Neonatal, Pediatrics	44 x 10 mm	3.5 - 9.5 MHz	39 mm	Multi angle reusable	LOGIQ 9, LOGIQ 7, LOGIQ S6
	12L	Small Parts, Vascular, Neonatal, Pediatrics	44 x 10 mm	4.5 - 13.0 MHz	39 mm	Multi angle reusable	LOGIQ 7, LOGIQ S6
	BE9C (Bi-plane)	Urology	25 x 9 mm	3.5 - 11.0 MHz	126°	Single angle reusable	LOGIQ 7, LOGIQ S6

Transducer	Code	Applications	Footprint	Bandwidth	FOV	Biopsy Guide	Availability
	6T TEE	Transesophageal (TEE)	n/a	3.0 - 7.0 MHz	90°	n/a	LOGIQ 7, LOGIQ S6
	2Dp& 6DpCWD (Non-imaging)	Vascular	n/a	P2D: 2 MHz P6D: 5 MHz	n/a	n/a	LOGIQ 7, LOGIQ S6
	i12L	Intraoperative, Small Parts, Vascular, Pediatrics	29 x 10 mm	4.5 - 11.5 MHz	25 mm	n/a	LOGIQ 9 LOGIQ 7, LOGIQ S6
	i739 (Intra-op)	Intraoperative, Small Parts, Vascular	44 x 10 mm	3.5 - 9.5 MHz	39 mm	n/a	LOGIQ 9
	T739 (Intra op)	Intraoperative, Small Parts, Vascular	44 x 10 mm	3.5 - 9.5 MHz	39 mm	n/a	LOGIQ 9, LOGIQ 7, LOGIQ S6

# EAGM Services Call Centers

## Russia

007 495 739 69 37

8 800 333 69 67 (Toll Free)

CISServiceCenter@ge.com

## Turkey

0090 444 43 67

TurkeyServiceCenter@ge.com

## South Africa

0800 111 671

RSAServiceCenters@ge.com

## Egypt

19434 (Toll Free)

+20 224132252/224132212)

EgyptServiceCenters@ge.com

## Jordan

800 221 31

JordanServiceCenter@ge.com

## Saudi Arabia

Diagnostic Imaging: 800 124 30 02 (Toll Free)

Life Care Solutions: 800 429 22 22 (Toll Free)

SaudiArabiaServiceCenter@ge.com

## Algeria

00213 21 79 12 12

AlgeriaServiceCenter@ge.com

## Nigeria

00234 706 418 65 95

gehcservices.ng@ge.com

## UAE

800 36 46

UAEServiceCenter@ge.com



GE imagination at work